

TBD POST

EDIT | SOUND | COLOR | FINISHING

TBDPOST.COM
512.772.1552
INFO@TBDPOST.COM

Audio Mix Delivery Specs for Episodic, Broadcast, or Streaming

Please contact the post supervisor for any questions, clarifications, or special circumstances regarding your project.

PICTURE REFERENCE:

- 1920x1080p 23.98fps Quicktime in either DNXHD 36 or Apple ProRes LT, PCM Stereo Audio. **We do not accept H.264 MP4 files as reference.**
- Editor's temp mix on channels 1 & 2 of the QT reference.
- Timecode Burn-in placed at the top left corner of the QT.
- Picture version should be burned into the bottom of the QT. Scene and take information burned in along the bottom is helpful but not necessary.
- Head Formatting: Academy leader should start at 00:59:52:00 with the "Picture Start" frame. A 1 frame 2 pop (-35db 1KHz) should be present at 00:59:58:00 and the first frame of action (FFOA) should start at 01:00:00:00.
- Tail Formatting: An LFOA mark should be on the last frame of action. A 1 frame 2 pop (-35db 1KHz) should be placed 2 seconds after the start of the last frame of action. So if the LFOA is 01:19:08:05 tail pop should be: 01:19:10:05.

SOUND:

- We strongly recommend that post workflow media and AAFs are created during camera tests and sent to us to verify proper formatting and lockup of the camera and audio dailies.
- AAF or OMF with 24bit, 48KHz production audio in Broadcast Wave format. The AAF or OMF should be a linked file with the associated media in a folder.
- Audio files in the AAF should have 10 Second Handles.
- Dialogue, Music and Effects clips should be organized into their own tracks.
- Head and tail pops should be on every track.
- All music should be WAV files or equivalent, No AAC or MP3 Files.
- Dialogue only mono guide track: 24bit, 48k BWF.
- Voice Over only mono guide track: 24bit, 48k BWF.
- Stereo Music and FX guide tracks: 24bit, 48k BWF.
- Raw, uncut music files should be included in a folder.

AUDIO EDL: An audio only EDL that corresponds to all production audio in the editor's timeline.

ADDITIONAL AAF, XML OR EDLs: TBD Post uses Matchbox to track and conform all picture, dialog and VFX changes.

Please follow these guidelines to create the properly formatted files for this purpose:

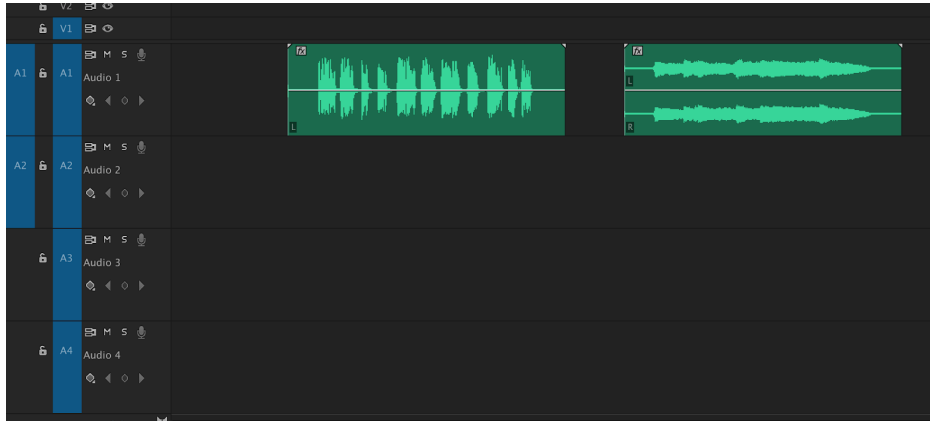
www.thecargocult.nz/letterToEd.shtml

PRODUCTION AUDIO: All production audio, lined script, and sound roll notes.

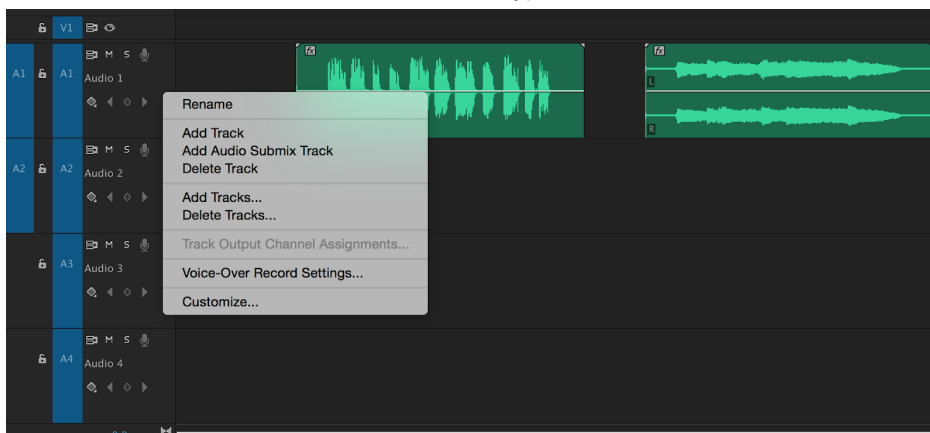
ADOBE PREMIERE - SPECIAL CONSIDERATIONS:

- Please remove all filters from clips by selecting all audio and using the remove attributes tool.
- Please ensure that all stereo clips are on stereo (standard) tracks and that all mono clips are on mono tracks. This is critical for a clean delivery to mix from Premiere. See images below...

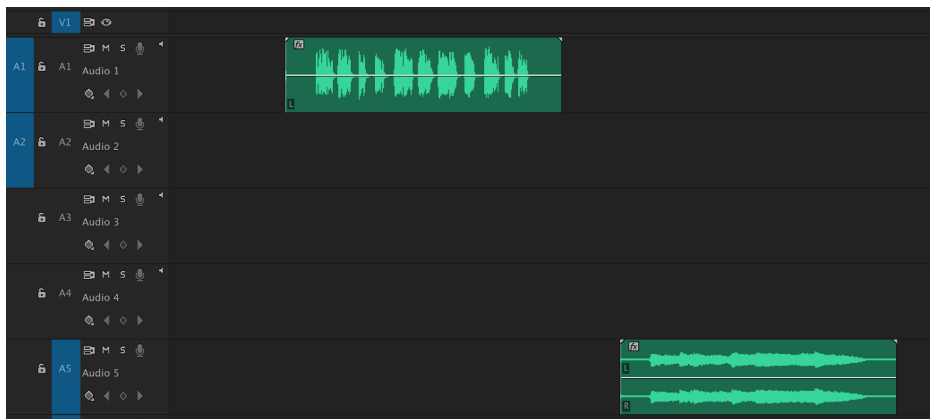
These are all stereo (standard) tracks.



Go to "Add Tracks" and add tracks and track type as needed.



Mono tracks have little triangle to the right of them, move clips to their appropriate track.



*Please contact the post supervisor for any questions, clarifications, or special circumstances regarding your project.
Thanks!*