

TBD POST

EDIT | SOUND | COLOR | FINISHING

TBDPOST.COM
512.772.1552
INFO@TBDPOST.COM

Audio Mix Delivery Specs for Commercial / Short Form

Please contact the post supervisor for any questions, clarifications, or special circumstances regarding your project.

PICTURE REFERENCE:

- 1920x1080p 23.98fps Quicktime in either DNXHD 36 or Apple ProRes LT, PCM Stereo Audio. **We do not accept H.264 MP4 files as reference.**
- Editor's temp mix on channels 1 & 2 of the QT.
- Timecode Burn in (23.98fps) placed at the top left corner of the QT
- 00:59:58:00 2 pop (-20db) at the head of the QT and a 2pop 2 seconds after the last frame of action. The first frame of action should land on 01:00:00:00.

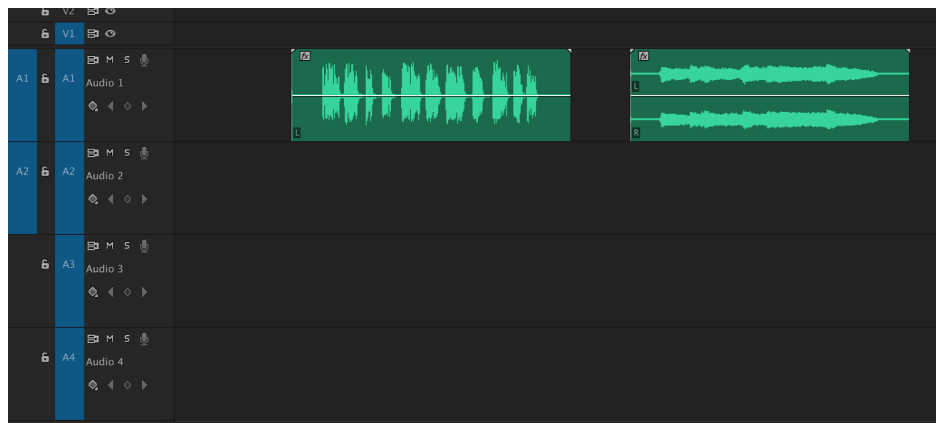
SOUND:

- AAF or OMF with 24bit production audio in Broadcast Wave format (Embedded/Encapsulated).
- 120 frame handles.
- All music should be WAV files or equivalent, No AAC or MP3 Files.
- Dialog only mono work track delivered as WAV file.

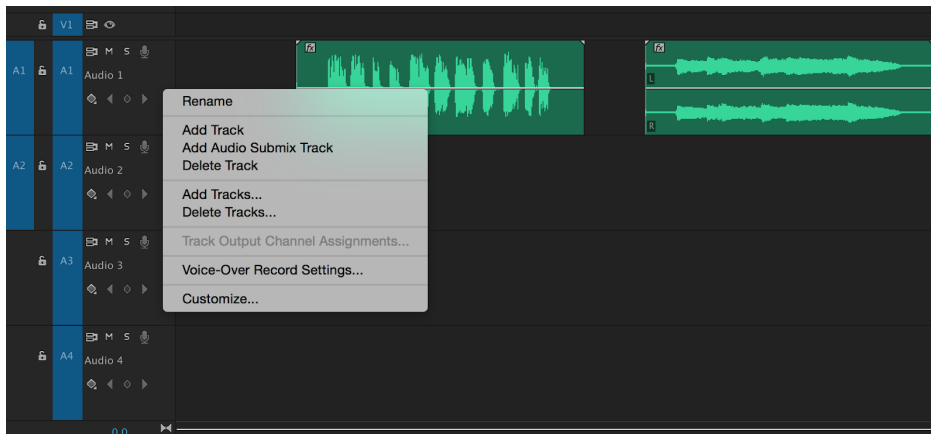
ADOBE PREMIERE - SPECIAL CONSIDERATIONS:

- Please remove all filters from clips by selecting all audio and using the remove attributes tool.
- Please ensure that all stereo clips are on stereo (standard) tracks and that all mono clips are on mono tracks. This is critical for a clean delivery to mix from Premiere. See images below...

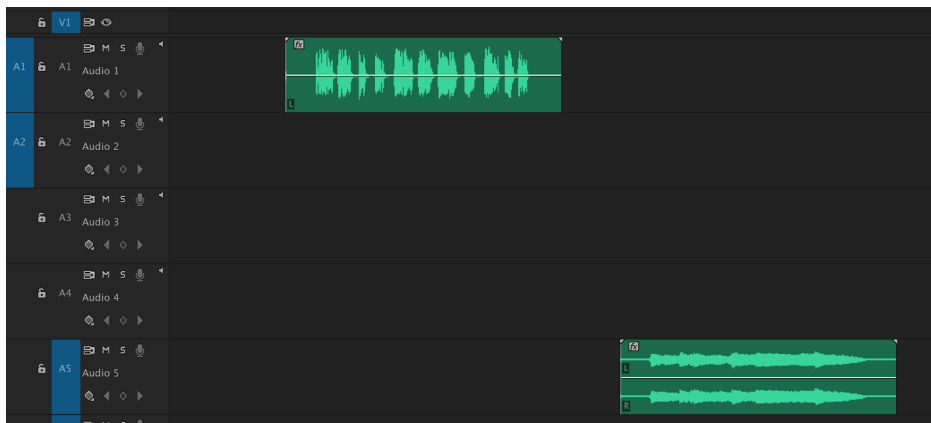
These are all stereo (standard) tracks.



Go to “Add Tracks” and add tracks and track type as needed.



Mono tracks have little triangle to the right of them, move clips to their appropriate track.



Please contact the post supervisor for any questions, clarifications, or special circumstances regarding your project.

Thanks!